






























# Shustoke C of E Primary School



## Computing Overview



	Autumn 1	Autumn 2	Spring 1	Spring 2	Summer 1	Summer 2
<b>R</b>						
<b>Y 1</b>	Key skills Online Safety 	Animated stories Key skills 	Grouping and sorting / Pictograms  Technology outside the classroom 	Maze Explorers Lego builders 	Spreadsheets 	Coding 
<b>Y 2</b>	Key Skills Presenting Ideas 	Online Safety  Key Skills 	Spreadsheets  Making Music 	Questioning & Effective searching 	Creating Pictures 	Coding 
<b>Y 3</b>	Typing  Key Skills 	Online Safety  Email 	Powerpoint 	Spreadsheets  Online Safety 	Branching databases 	Coding (Scratch) 
<b>Y 4</b>	Powerpoint  Key Skills 	Animation  Effective Searching 	Making Music  Logo 	Spreadsheets  Key Skills 	Online Safety 	Coding (Scratch) 
<b>Y 5</b>	Concept Maps  Key Skills 	Game Creator  	Databases 	Online Safety  Intro to Blogging 	Spreadsheets 	Coding 
<b>Y 6</b>	Quizzing  Key Skills 	Vector Drawings 	Web design (Weebly) 	Online Safety Google Legends 	Video Editing (Teach Computing) 	Coding (Scratch and Microbit) 